


Storyboard

Cover of Book

Picture




Wording



Page 2
(External and Internal Pressures)

Picture




Wording

A large, empty rectangular box with a thin black border, intended for writing words or phrases related to the topic of external and internal pressures.

Page 3
Refusal Skill #1

Picture



Wording

A large, empty rectangular box with a thin black border, intended for writing the wording for the refusal skill.

Page 4
Refusal Skill #2

Picture




Wording

A large, empty rectangular box with a thin black border, intended for writing the wording for the refusal skill.

Page 5
Refusal Skill #3

Picture




Wording

A large, empty rectangular box with a thin black border, intended for writing the wording for the refusal skill.

Page 6
Refusal Skill #4

Picture




Wording

A large, empty rectangular box with a thin black border, intended for writing the wording for the refusal skill.

Page 7
Refusal Skill #5

Picture



Wording

A large, empty rectangular box with a thin black border, intended for writing the wording for the refusal skill.

Page 8
Refusal Skill #6

Picture



Wording

A large, empty rectangular box with a thin black border, intended for writing the wording for the refusal skill.

Page 9
Tips for refusing pressures

Picture



Wording

A large, empty rectangular box with a thin black border, intended for writing words or phrases related to the topic of refusing pressures.

Page 10
Leaving the door open

Picture



Wording


A large, empty rectangular box with a thin black border, intended for writing words or phrases related to the text above.

Page 11
Credits (Works Cited)

Picture

A large, empty rectangular box with a thin black border, intended for a picture or image.

Wording

A large, empty rectangular box with a thin black border, intended for text or wording.